





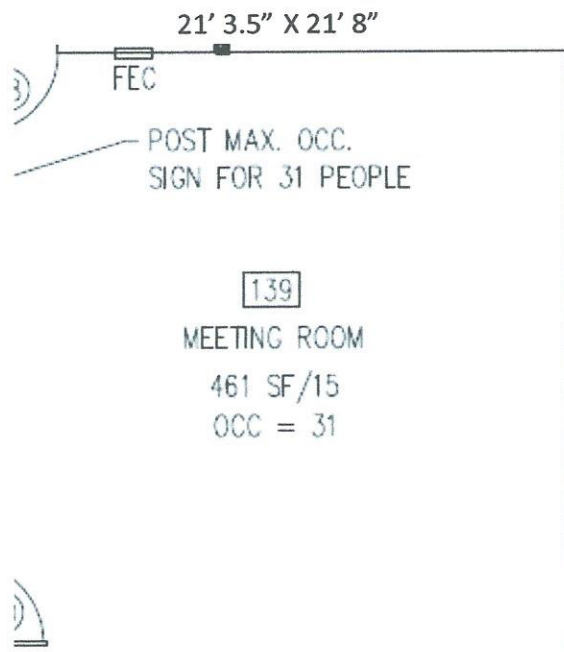


Meeting Room

Capacities by Layout

| Event Room | Hollow Square Style | Boardroom Style | U-shape Style | Classroom Style | Reception Style | Theatre Style |
|------------|---|---|---|---|---|---|
| |  |  |  |  |  |  |
| Equestrian | 24 | 24 | 18 | 18 | 31 | 31 |



Ceiling height is 8' 4" in middle and 8' around the edges

Doorway is 3' X 6' 8"