








Meetings and Events

Capacity chart

Meeting Room	Floor	SqM	Ceiling Ht / Meter	Room Size LxW	Daylight	Theatre	Classroom	Reception	Banquet	Boardroom	Dinner dance	U shape
												
Emona I	-2	176,3	3,71-4,37	21,5 x 8,2m	N	100	60	125	100	40	50	40
Emona II	-2	189,0	3,71-4,37	21,5 x 8,8m	N	100	60	125	100	40	50	40
Emona I-II	-2	365,5	3,71-4,37	21,5 x 16,9m	N	200	144	250	200	40	100	58
Laburus I	-2	22,8	3,71	4,55 x 5 m	N	15	12	15	10	6	9	12
Laburus II	-2	22,8	3,71	4,55 x 5 m	N	15	12	15	10	6	9	12
Laburus I-II	-2	45,5	3,71	4,55 x 10 m	N	30	16	30	20	12	14	12
Foyer	-2	132,9	3,71	15,1 x 8,8 m	N			120				
Ekorna I	19	40,9	2,96	4,56 x 4,65 m	Y	28	12	30	20	12	10	12
Ekorna II	19	41,2	2,96	6,80 x 5,90 m	Y	28	12	30	20	12	10	16
Ekorna I - II	19	82,1	2,96	4,56 x 10,55 m	Y	50	26	65	40	20	23	24
Club InterContinental Executive boardroom	19	37,4	3,26	4 x 6,5 m	Y					12		

