

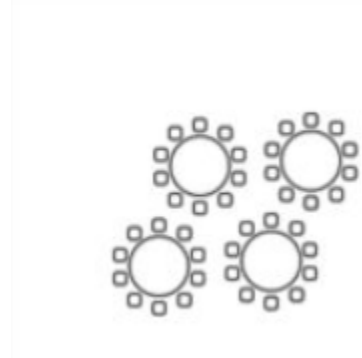
# Capacity Chart

<u>Meeting Room</u>	<u>Dimensions</u>	<u>Area Sq. Ft</u>	<u>Theatre</u>	<u>Classroom</u>	<u>U-Shape</u>	<u>Rounds</u>
Michigan	48.4 x 28.9	1,344	125	50	60	104
Washington	23 x 17.8	324	30	18	20	32

## Room Set up Examples

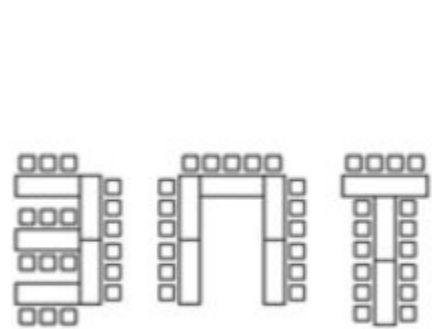
### **Rounds, Banquet**

Generally used for meals and sessions involving small group discussions.  
A round table seats eight to 10 people comfortably.



### **E-Shape, U-Shape and T-Shape**


These are best for interaction with a leader seated at the head of the setup.  
Audiovisual is usually best set up at the open end of the seating.



### **Theatre**

Appropriate for large sessions and short lectures that do not require extensive note-taking.

This is a convenient setup to use before breaking into discussion or role-playing.



### **Classroom**

The most desirable setup for medium to large-size lectures.

Tables provide attendees with space for spreading out materials and taking notes.

