




Meeting Rooms Detail

MEETING ROOM	Reception	Theatre 	Classroom 	Boardroom 	Banquet/ Cabaret	Dimensions	Height	Natural	Location Daylight
Harford Suite	40	50	20	20	–	7.0x10	2.65	–	LG
Hethersett Suite	–	–	–	12	–	4.0x4.2	2.65	✓	G
Saxlingham Suite	–	–	–	10	–	3.1x4.8	2.65	✓	G
Yeoman Suite	120	150	48	40	100	8.5x13	2.65	✓	G
Yeoman A	50	50	20	24	40	6.7x7.4	2.65	–	G
Yeoman B	50	40	24	26	40	5.9x8.5	2.65	✓	G
Syndicate rooms	10	8	8	8	–	3.9x6.3	2.4	✓	G

All measurements are in metres and are approximate only