









# MEETING ROOM DETAILS

## *Meeting Room Capacities by Layout*

Rooms identified by **blue** text and with a † symbol are partition rooms.

Meeting Room	Banquet Style 	Boardroom Style 	Cabaret Style 	Classroom Style 	Hollow Square Style 	Reception Style 	Theatre Style 	U-shape Style 
Rio Grande I	120	75	75	90	75	200	175	70
†Jemez	60	40	30	45	40	100	90	30
†Chama	60	40	30	45	40	100	90	30
Rio Grande II	100	60	55	75	60	150	140	55
†Brazos	50	30	25	35	30	80	70	25
†Embudo	50	30	25	35	30	80	70	25

## *Meeting Room Dimensions (Feet/Meters)*

Rooms identified by **blue** text and with a † symbol are partition rooms.

Meeting Room	Room Dimensions L x W	Area Sq Ft	Ceiling Height	Door Dimensions H x W	Floor Level	Natural Lighting
Rio Grande I	80.0 x 25.0	2000.0	14.0	10.0 x 8.0	2nd	Y
†Jemez	40.0 x 25.0	1000.0	14.0	10.0 x 8.0	2nd	Y
†Chama	40.0 x 25.0	1000.0	14.0	10.0 x 8.0	2nd	Y
Rio Grande II	80.0 x 20.0	1600.0	14.0	10.0 x 8.0	2nd	Y
†Brazos	40.0 x 20.0	800.0	14.0	10.0 x 8.0	2nd	Y
†Embudo	40.0 x 20.0	800.0	14.0	10.0 x 8.0	2nd	Y