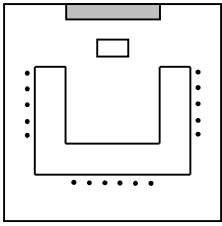
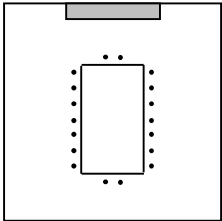


# Meeting Room Layout Guide



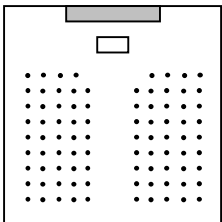
## U-SHAPE

- Seating around three sides of the room – good for presentations from front
- Square layout conducive to discussion
- Presentation space in the middle of the room



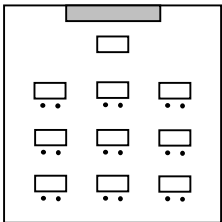
## BOARDROOM STYLE (can be adapted to a hollow square layout)

- Centrally located table
- Classic layout ideal for debate and discussion
- Popular for smaller meetings



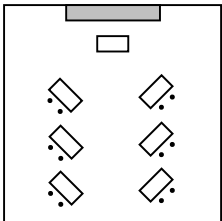
## THEATRE STYLE

- Used for product launches, presentations, displays
- Used to present to large numbers of delegates
- Allows for optimal room occupancy



## CLASSROOM STYLE

- Used to present to small to medium groups
- Delegates (in ones or twos) have own workspace
- Ideal for testing and individual training



## HERRINGBONE CLASSROOM STYLE

- As Classroom Style
- Tables angled towards centre
- Allows more discussion than ordinary classroom layout

Please contact Director of Sales, Lena Machado, for more information at [lmachado@clarushotels.com](mailto:lmachado@clarushotels.com)