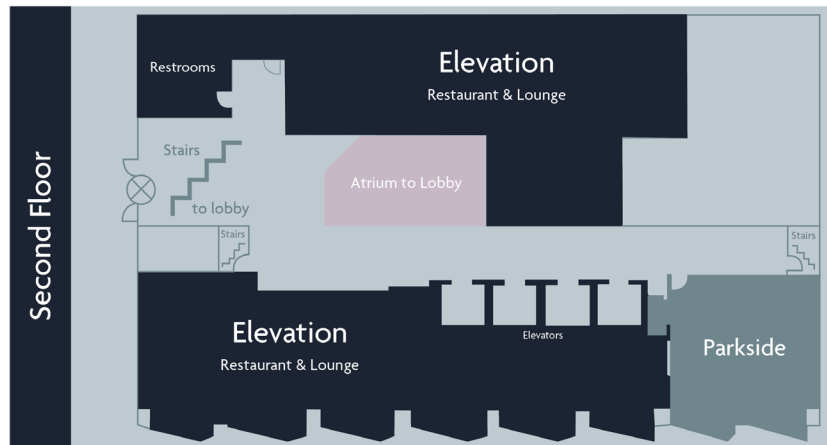
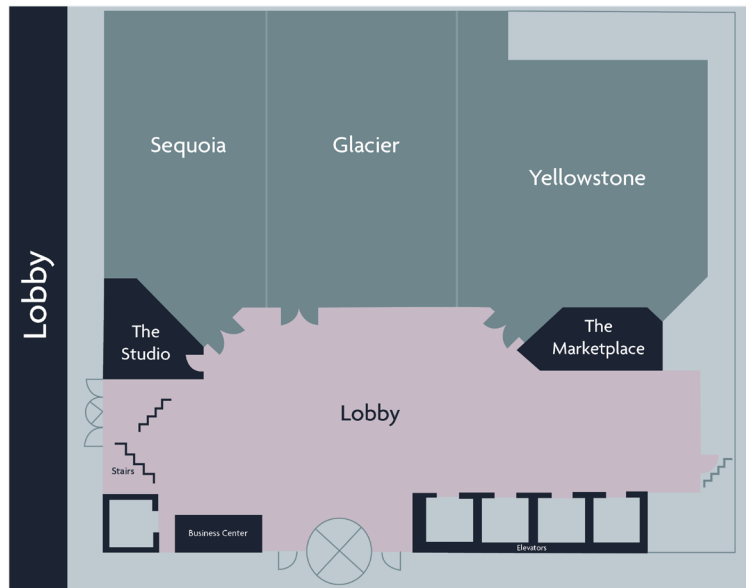
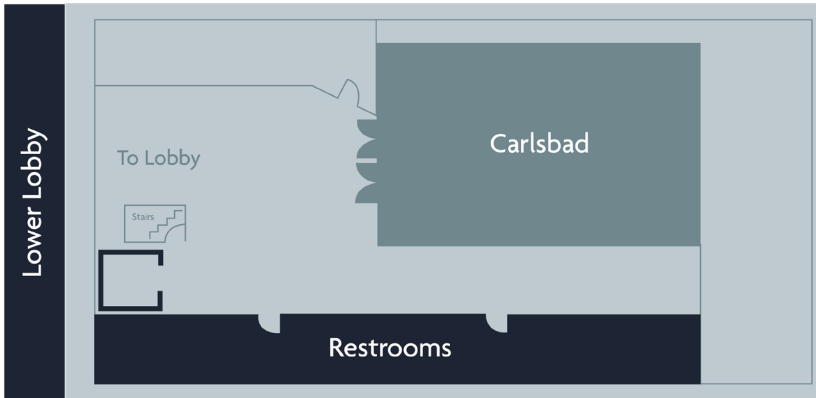


CROWNE PLAZA®

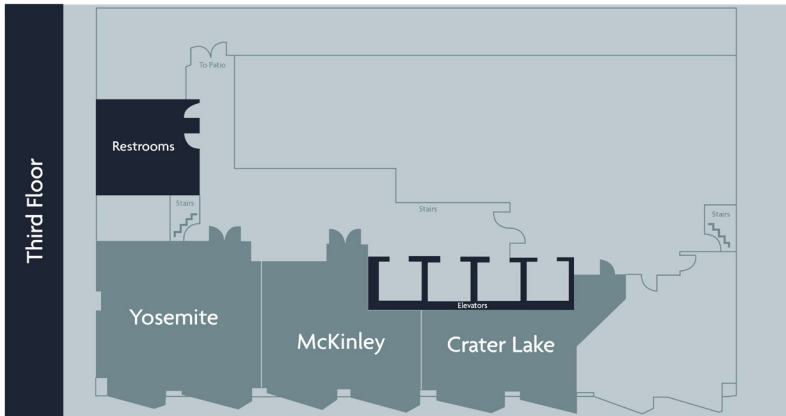
BY IHG

SEATTLE

MEETING ROOM LOCATIONS AND DIMENSIONS



MEETING ROOM LOCATIONS AND DIMENSIONS



Venue	Dimensions	Sq. Ft.	Rounds of 10	Rounds of 8	Crescent Rounds of 6	Reception	Classroom Two	Classroom Three	Theater	Conference	Hollow Square	U-Shape	Table-top Exhibits
Evergreen Ballroom	94 x 47	4,418	230	200	132	462	132	164	462		118	103	40
Sequoia	24 x 47	1,128	60	52	36	125	36	44	120	30	30	28	12
Glacier	30 x 47	1,410	80	67	42	157	44	57	160	40	40	35	14
Yellowstone	40 x 40	1,600	90	80	54	157	50	66	182	45	45	40	16
Sequoia/ Glacier	54 x 47	2,538	140	120	78	283	80	99	290		70	60	25
Glacier/ Yellowstone	70x40	3,010	150	136	90	310	90	111	320		80	70	28
Carlsbad	45 x 32	1,440	80	64	48	160	48	57	164	45	40	36	14
Parkside	25 x 27	675	40	32	21	180	22	27	76	22	19	16	6
Third Floor Rooms *		1,800	110	96	60	221	64	78	225	50	30	28	20
Yosemite	30 x 26	780	40	36	24	87	30	24	88	26	22	20	8
McKinley	30 x 26	720	40	32	21	80	27	22	80	24	19	18	7
Yosemite/ McKinley	60 x 26	1500	80	68	44	170	57	46	170	50	40	36	15
Crater Lake	30 x 16	480											
Executive Boardroom	42 x 20	840								16			
Third Floor Foyer	90 x 4	360											
San Juan	30 x 24	720	40	32	21	80	27	22	80	24	19	18	7
Orcas Room	14 x 17	302								8			
The Studio		400											
Patio Pavilion		1,500	80	72		170			170		40	36	15